

PUBLIC SCHOOLS of
BROOKLINE

Amos A. Lawrence School

K-8 Family Survey
Spring 2019



Report created by
Panorama Education



Summary

Topic Description	Results	Comparison
Communications	57% ▲ 13 since last survey	59% K - 8 59% Brookline Public Schools
District Climate	59% ▲ 8 since last survey	60% K - 8 60% Brookline Public Schools
Family Engagement	53% ▲ 4 since last survey	46% K - 8 46% Brookline Public Schools
School Climate	75% ▲ 13 since last survey	73% K - 8 73% Brookline Public Schools
School Fit	67% ▲ 6 since last survey	66% K - 8 66% Brookline Public Schools
School Safety	57% ▲ 11 since last survey	59% K - 8 59% Brookline Public Schools

325 responses



Communications

Your average

57%

325 responses

Change

▲ 13

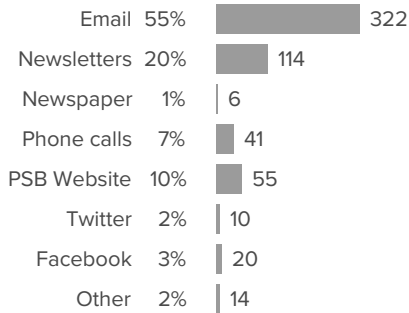
since last survey

K - 8 Grouping average: **59%** K - 8

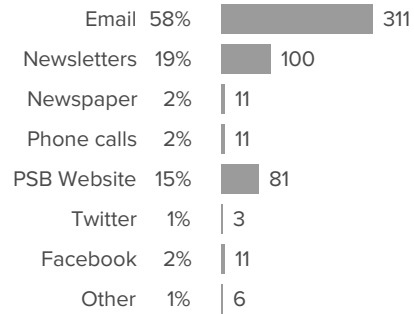
District average: **59%** Brookline Public Schools

How did people respond?

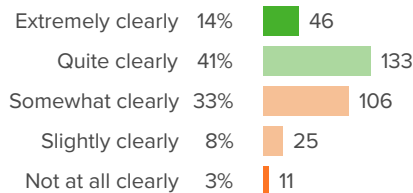
Q.1: What is the best way for the school/district to stay in communication with you? (check all that apply)



Q.2: Of the following, which source do you use the most to get information about the school/district? (check all that apply)



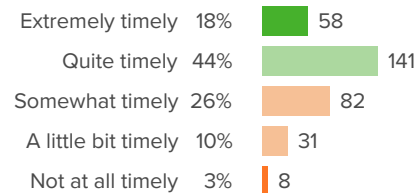
Q.3: How clearly do this school's leaders identify their goals for the school?



▲ 20 from last survey

Favorable: **56%**

Q.4: How timely is the feedback that teachers at this school provide to students about their learning?

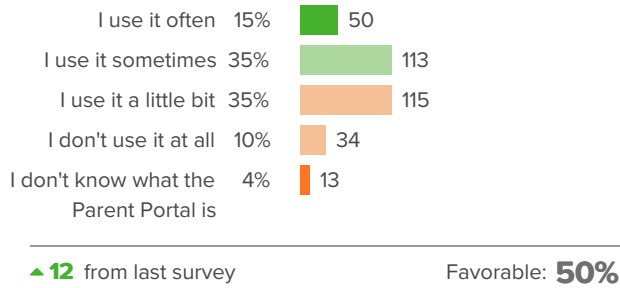


▲ 6 from last survey

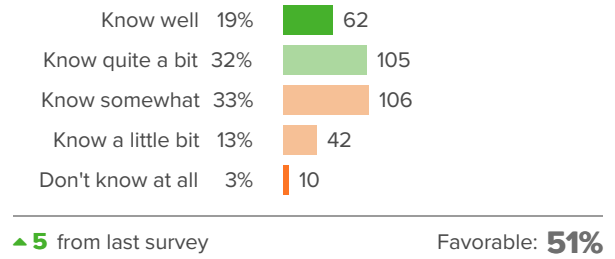
Favorable: **62%**



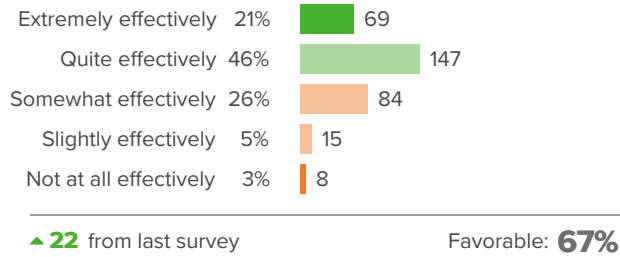
Q.5: To what extent do you use the Parent Portal to access information about your child's academic progress?



Q.6: To what extent do you know how your child is doing in school before you receive his or her report card or progress report?



Q.7: How effectively do this school's leaders communicate important information to families?



District Climate

Your average

59%

325 responses

Change

▲ 8

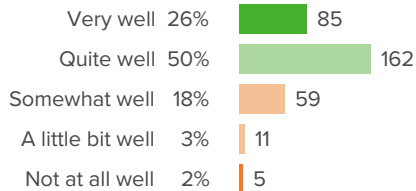
since last survey

K - 8 Grouping average: **60%** K - 8

District average: **60%** Brookline Public Schools

How did people respond?

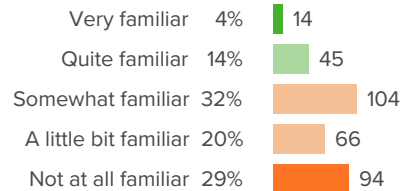
Q.1: How well do district leaders communicate important information to parents/guardians?



▲ 10 from last survey

Favorable: **77%**

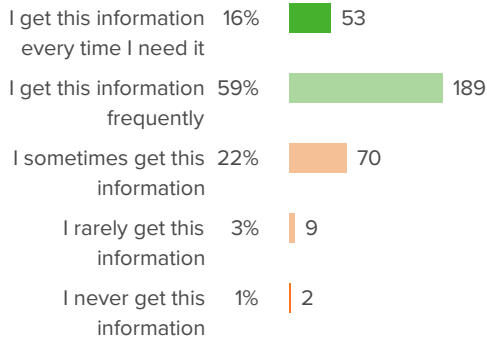
Q.2: How familiar are you with the Public School of Brookline's four district-wide goals?



▲ 7 from last survey

Favorable: **18%**

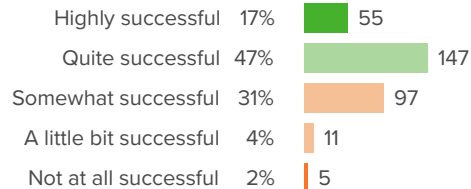
Q.3: How consistently are you able to get information about district events or news when you need it?



▲ 2 from last survey

Favorable: **75%**

Q.4: How successful are district leaders in supporting schools to provide high quality education to students?



▲ 11 from last survey

Favorable: **64%**

Family Engagement

Your average

53%

325 responses

Change

▲ 4

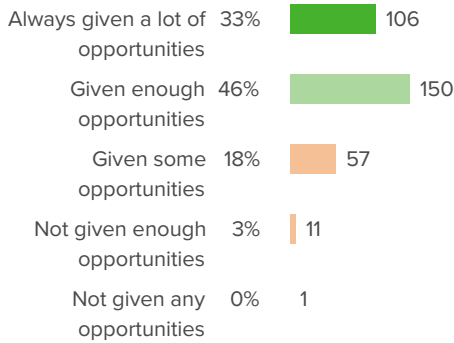
since last survey

K - 8 Grouping average: **46%** K - 8

District average: **46%** Brookline Public Schools

How did people respond?

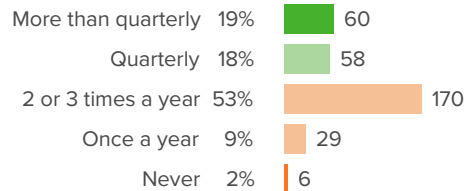
Q.1: To what extent are parents/guardians given opportunities to be meaningfully involved at this school?



▲ 9 from last survey

Favorable: **79%**

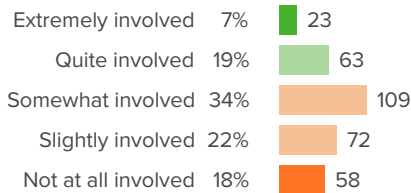
Q.2: How often do you meet in person with teachers at your child's school?



▲ 4 from last survey

Favorable: **37%**

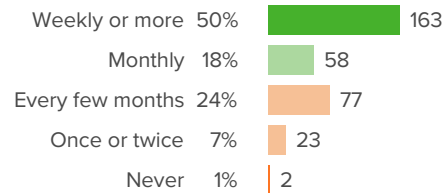
Q.3: How involved have you been with parent groups at this school?



▲ 0 from last survey

Favorable: **26%**

Q.4: In the past year, how often have you visited your child's school?



▲ 1 from last survey

Favorable: **68%**



School Climate

Your average

75%

325 responses

Change

▲ 13

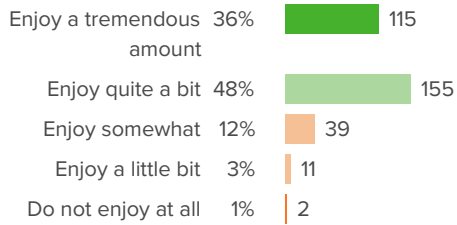
since last survey

K - 8 Grouping average: **73%** K - 8

District average: **73%** Brookline Public Schools

How did people respond?

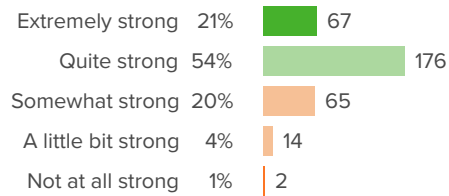
Q.1: To what extent do you think that students enjoy going to this school?



▲ **10** from last survey

Favorable: **84%**

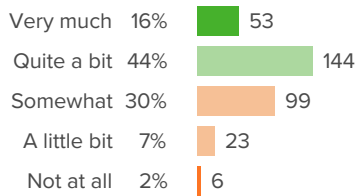
Q.2: How strong is this school's sense of community?



▲ **13** from last survey

Favorable: **75%**

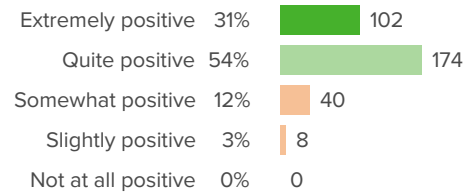
Q.3: To what extent is your child engaged in appropriately challenging levels of academics at this school?



▲ **5** from last survey

Favorable: **61%**

Q.4: How positive is the culture of this school?

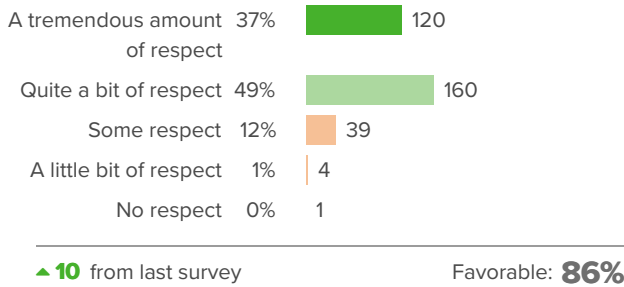


▲ **25** from last survey

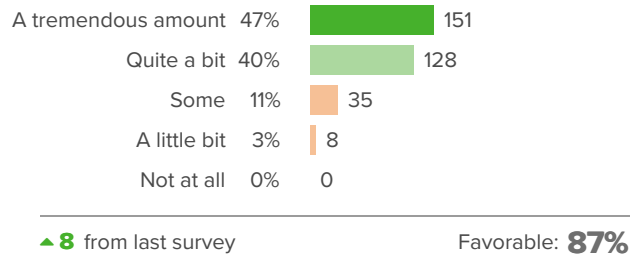
Favorable: **85%**



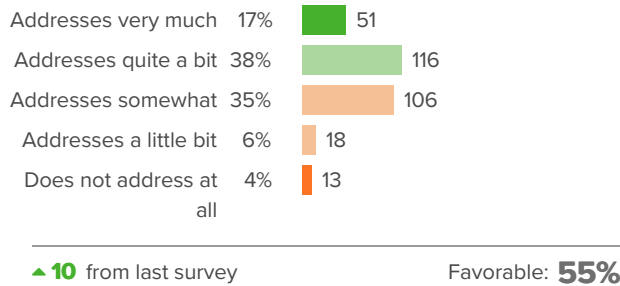
Q.5: How respectful are the relationships between staff and students at this school?



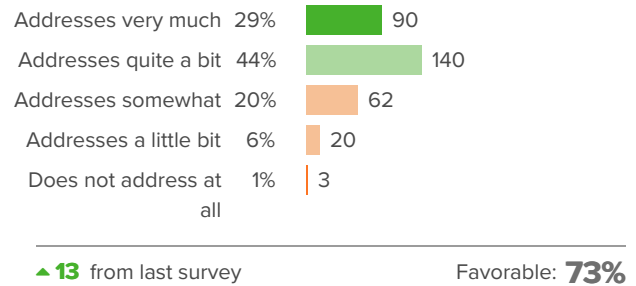
Q.6: How much does this school value the diversity of students' backgrounds?



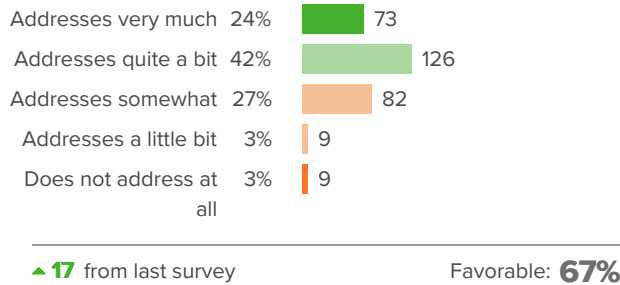
Q.7: To what extent does this school address matters related to students' socioeconomic status?



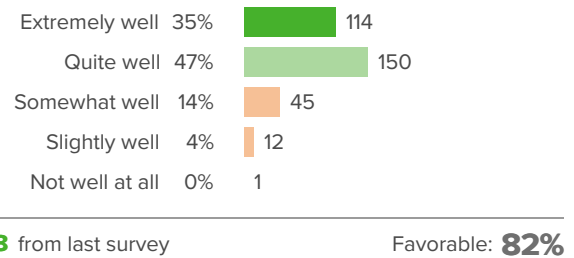
Q.8: To what extent does this school address matters related to students' race/ethnicity?



Q.9: To what extent does this school address matters related to students' disabilities?

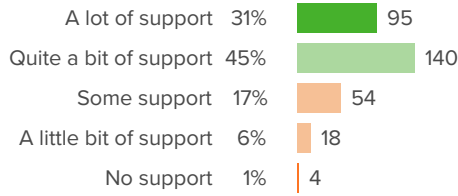


Q.10: How well do teachers and administrators at this school create a school environment that helps students learn?





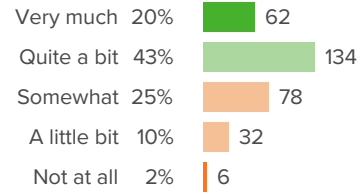
Q.11: When struggling with academics at school, to what extent does your child receive the support needed to be successful?



▲ **11** from last survey

Favorable: **76%**

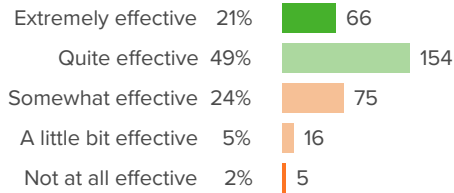
Q.12: How well does homework at this school support learning in the classroom?



▲ **10** from last survey

Favorable: **63%**

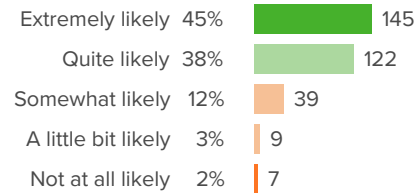
Q.13: How effective is this school's leader in promoting the learning and growth of all students?



▲ **32** from last survey

Favorable: **70%**

Q.14: If a friend were looking for a school to send their children to, how likely would you be to recommend this school to them?



▲ **13** from last survey

Favorable: **83%**

School Fit

Your average

67%

325 responses

Change

▲ 6

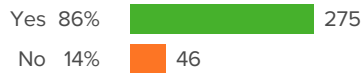
since last survey

K - 8 Grouping average: **66%** K - 8

District average: **66%** Brookline Public Schools

How did people respond?

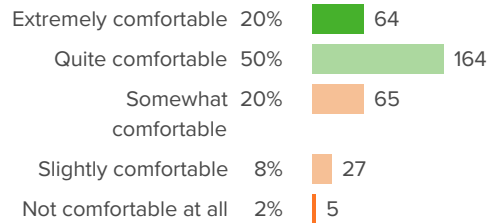
Q.1: Does your child have a close relationship with at least one adult at this school?



▲ 4 from last survey

Favorable: **86%**

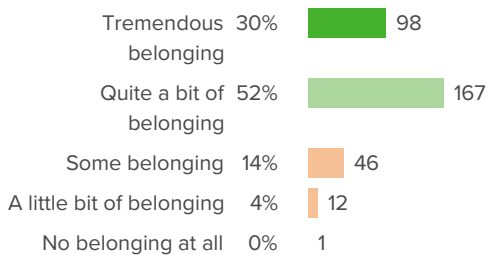
Q.2: How comfortable is your child in asking for help from adults at this school?



▲ 11 from last survey

Favorable: **70%**

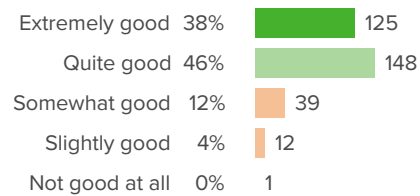
Q.3: To what extent does your child feel a sense of belonging at this school?



▲ 8 from last survey

Favorable: **82%**

Q.4: Given your child's cultural background, how good a fit is this school?

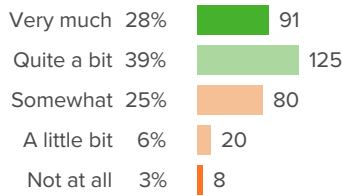


▲ 4 from last survey

Favorable: **84%**

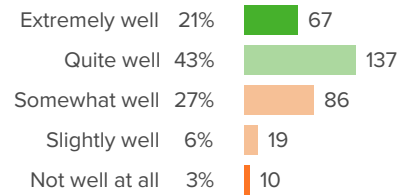


Q.5: To what extent have teachers at this school helped your child to develop effective work and study habits?



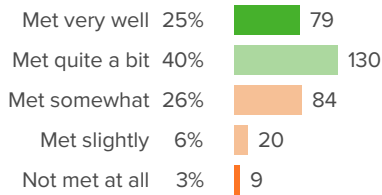
▲ **3** from last survey Favorable: **67%**

Q.6: How well do you feel this school is preparing your child for the next academic year?



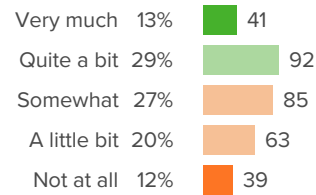
▲ **6** from last survey Favorable: **64%**

Q.7: To what extent are your child's individual learning needs met at this school?



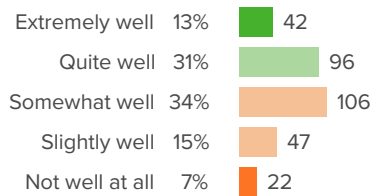
▲ **8** from last survey Favorable: **65%**

Q.8: To what extent does your child participate in extracurricular activities at this school?



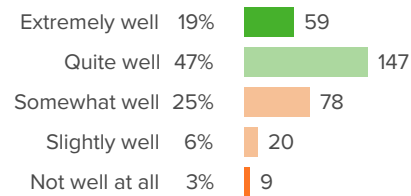
▲ **5** from last survey Favorable: **42%**

Q.9: How well do the extracurricular activities offered at this school match your child's interests?



▲ **5** from last survey Favorable: **44%**

Q.10: How well does the overall approach to discipline at this school work for your child?



▲ **9** from last survey Favorable: **66%**



School Safety

Your average

57%

325 responses

Change

▲ 11

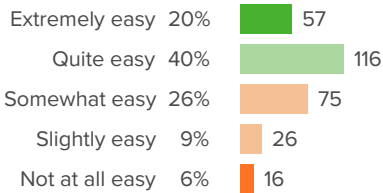
since last survey

K - 8 Grouping average: **59%** K - 8

District average: **59%** Brookline Public Schools

How did people respond?

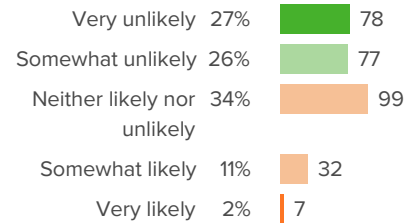
Q.1: If a student is bullied at this school, how easy is it for a child to get help from an adult?



▲ **14** from last survey

Favorable: **60%**

Q.2: How likely is it that someone from this school will bully your child online?



▲ **8** from last survey

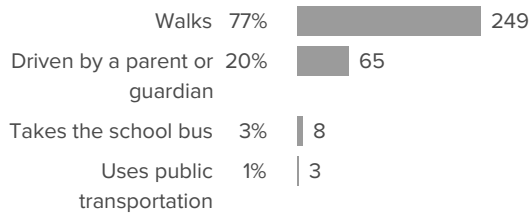
Favorable: **53%**



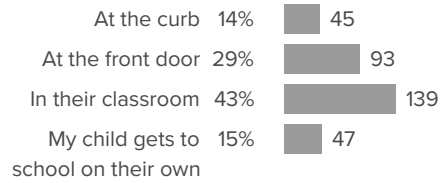
School arrival

How did people respond?

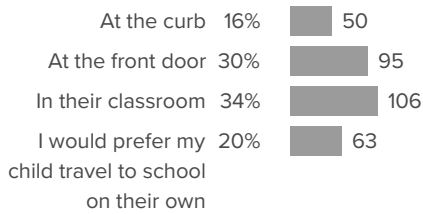
Q.1: How does your child typically get to school?



Q.2: When you/a guardian brings your child to school, where do you typically drop your child off?



Q.3: How would you prefer your child be dropped off at school?





Other questions

How did people respond? _____

Q.1: Please select the grade level(s) that your child(ren) is/are in at this school this year.

K	15%	■	61
1	12%	■	48
2	14%	■	58
3	12%	■	49
4	11%	■	44
5	11%	■	47
6	10%	■	42
7	10%	■	41
8	6%	■	26